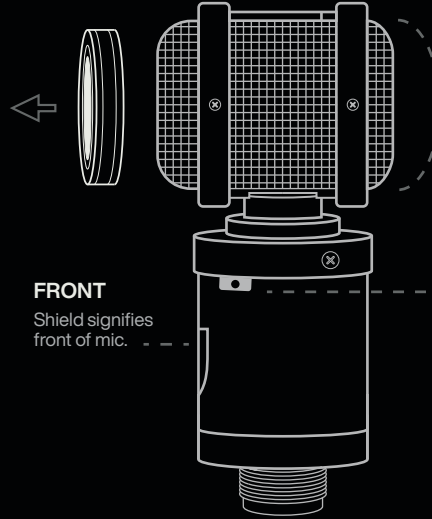
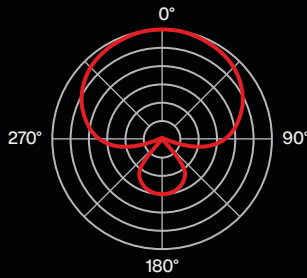




TOM MIC

QUICK START GUIDE

32MM CAPSULE
Supercardioid focus.



REJECTION
Up to 28dB of off-axis rejection.


FRONT
Shield signifies front of mic.

FILTERS
Control at the source.



FILTER SETTINGS


FLAT/FLAT = NO EQ - NO PROBLEM



80Hz/FLAT = BOTTOM-END CLEANUP



FLAT/12kHz = SLAP REDUCTION




80Hz/5kHz = ONLY THE NOTE



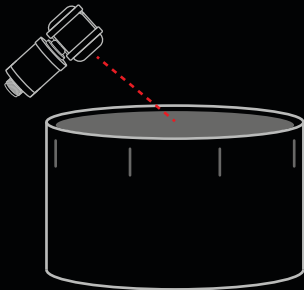
FLAT/5kHz = BOTTOM TOM



140Hz/FLAT = RACK ATTACK

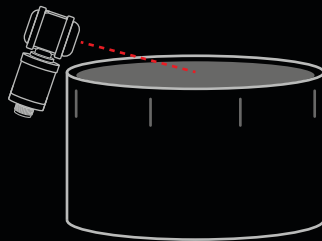


MIC PLACEMENT



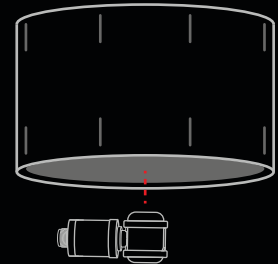
STUDIO

Tom Mic over rim & approx. 4" from head.



LIVE

Tom Mic in safe zone & approx. 2" from head.



BOTTOM

Tom Mic under drum & approx. 3" from head.

+48V

TOM MIC REQUIRES 48V OF PHANTOM POWER TO WORK